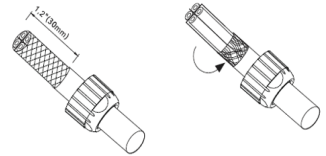


HOW TO USE

KMP6AFSEF Cat6a 360° Shielded field connector

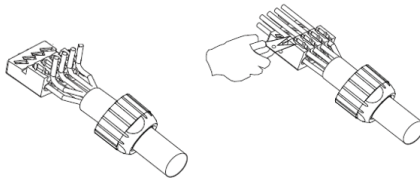
CABLE PREPARATION

- Insert the cable into the boot from the end and remove the jacket of 30mm data cable.
- Fold back braid and drain wire and wrap a layer of copper foil.



WIRE ORGANIZATION

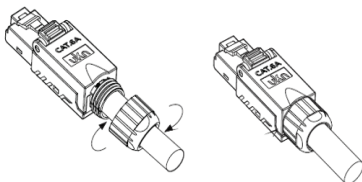
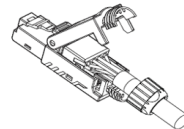
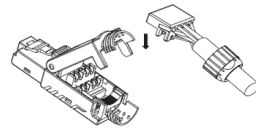
- Fan out all the twisted pairs, following the color coding label and allocate each conductor onto proper slots on wiring cap. Trim the ends of conductors and tear off excess stickers along the line.



	TIA 568 A	TIA 568 B
1	White / Orange	White / Green
2	Orange	Green
3	White / Green	White / Orange
4	Blue	Blue
5	White / Blue	White / Blue
6	Green	Orange
7	White / Brown	White / Brown

ADJUSTING TO THE CONNECTOR

- Place wiring cap onto plug, close the plug cover, make sure the ground wire makes proper contact with the ground clip on the plug.



- Finalize the termination by screwing the boot into the body of plug.